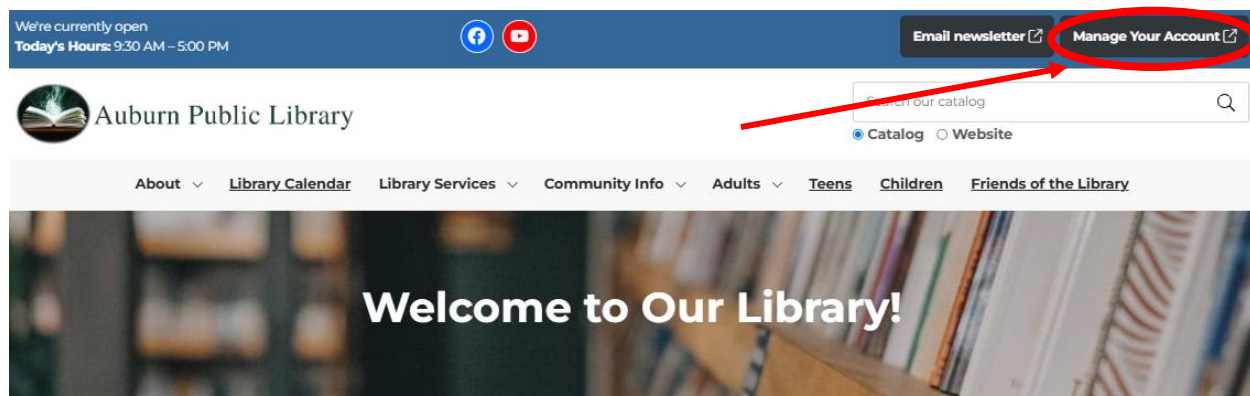


Placing Holds Tutorial

To log into your library account, visit the library website and click [Manage Your Account](#)



Enter your library card number or username. Your card number can be found on your library card below the barcode. Type the entire 10- or 14-digit number with no spaces. If your library card begins with a letter, the letter must be capitalized.



If this is your first time logging into your account, your password may be set to the default, which is the last 4 digits of the phone number connected to your account.

If you're unsure about your password, use the [Reset My Password](#) link, or contact the library.

Sign in to your account

Library Card Number or User Name

Password

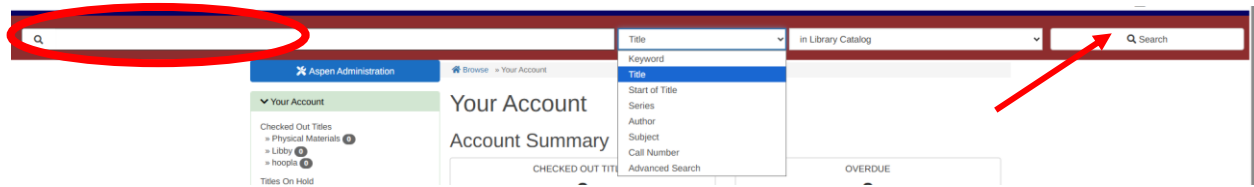
[Forgot Password?](#) [Reset My Password](#)

Don't have a library card? [Register for a CW MARS eCard.](#)

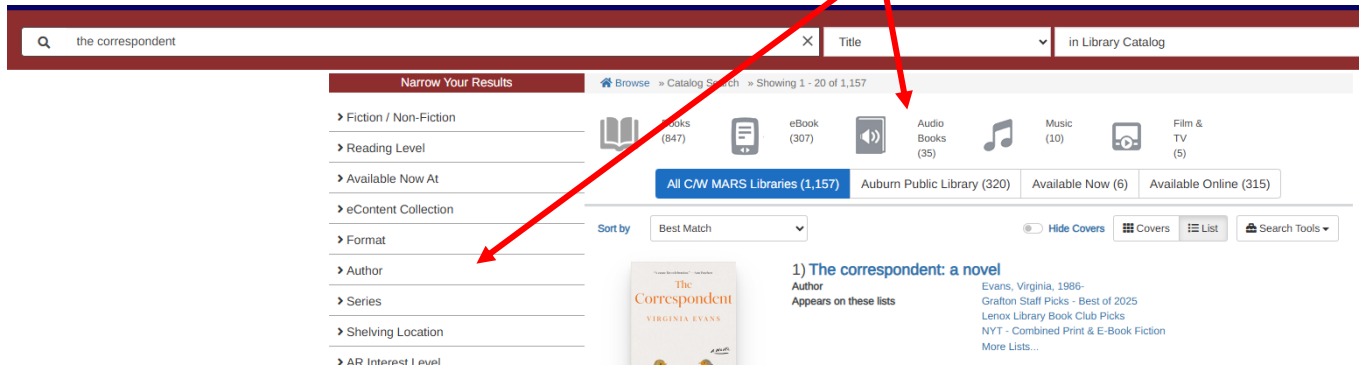
Reveal Password

Once you are logged in, you can use the **Account Settings** menu to change your username and password, if desired.

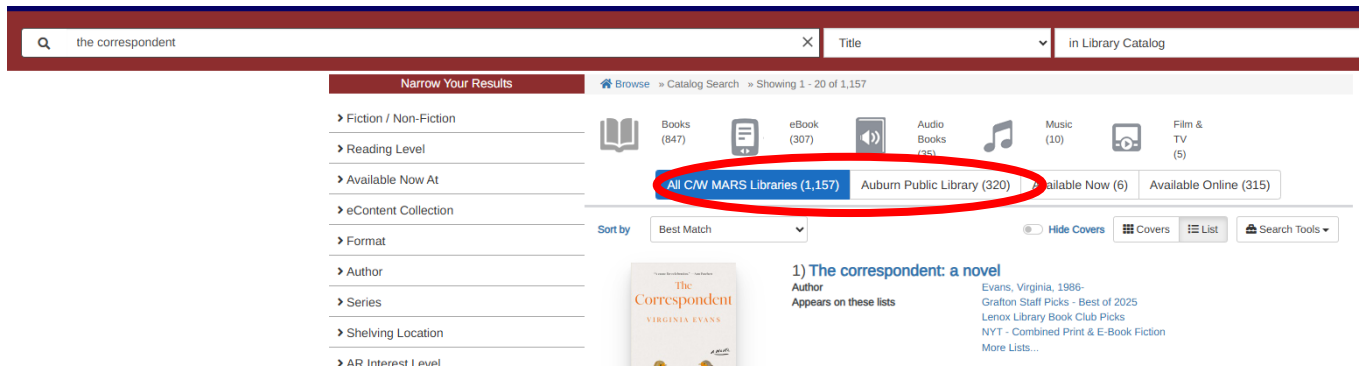
To search for an item, type a search term into the search bar. You can search by title, author, keyword, etc. Then click the **Search** button. You do not need to use capital letters here.




You can easily filter your results by format and other categories if desired



You can also choose to see results from All Libraries, or just Auburn (or any other CW MARS Library).



Click the **Place Hold** button next to the item you want to request.



1) **The correspondent: a novel**

Author
Appears on these lists

Evans, Virginia, 1986-
Grafton Staff Picks - Best of 2025
Lenox Library Book Club Picks
NYT - Combined Print & E-Book Fiction
More Lists...

Book
Show Edition

Checked Out/Available Elsewhere
409 copies, 1222 people are on the wait list.
Where is it?

Place Hold

Large Print
Show Edition

Checked Out/Available Elsewhere
89 copies, 381 people are on the wait list.
Where is it?

Place Hold

Complete the form with your preferred pickup location and notification information. Then click the **Submit Hold Request** button.

Place Hold on The correspondent : a novel ✕

I want to pick this up at

Auburn Public Library

Notify when hold is ready for pickup?

Yes, by email to

Yes, by phone

Phone Number

Yes, by text message

Do you consent to receiving text messages?

I consent to receiving text messages(USA)

⚠ Note: carrier charges may apply

Mobile Number

⚠ Note: Please ensure this number is set correctly in your account ([Your Account > Account Settings > Hold Notification Preferences](#)). Text notices will always be sent to the number stored in your account, and changes made when placing a hold will not be used for notifications.

Close

Submit Hold Request

You can view the list of titles you have on hold, as well as checked out titles and more using the link with your name at the top right corner of the page.

A screenshot of a user profile dropdown menu. At the top, it shows a user icon and the name "MOLLIE H." with a downward arrow. Below this is a list of menu items: "Checked Out Titles", "Titles On Hold" (circled in red), "Charges", "Payment History", "Your Library Card", "Recommended For You", "Titles You Rated", "Your Lists", "Your Searches", "Reading History", "Your Preferences", "Contact Information", "Hold Notification Preferences", "Reset Password", "Libby Options", "hoopla Options", "Staff Settings", and "Masquerade". At the bottom of the menu is a "Sign Out" button.